





Ground Floor

 GROSS INTERNAL AREA (GIA)  
The footprint of the property  
47.2 sq m / 508 sq ft

 TOTAL STORAGE SPACE  
Storage and wardrobe total area  
2.1 sq m / 22 sq ft

 EXTERNAL FEATURES  
Garden, Balcony, Terrace, Verandah etc.  
82 sq m / 882 sq ft

 RESTRICTED HEAD HEIGHT  
Limited use area under 1.5m  
0.0 sq m / 0.0 sq ft

Disclaimer : Floorplan measurements are approximate and are for illustrative purposes only. While we do not doubt the floorplan accuracy and completeness, you or your advisors should conduct a careful, independent investigation of the property in respect of monetary valuation.